



Independent Colleges
and Universities of New Jersey
A New Jersey Nonprofit Corporation

8th Annual Legislative Conference

April 19, 2024



ICUNJ's 13 Non-Profit, Independent Colleges and Universities are an Important, Strategic Asset within the State's Higher Education System

- Provide thirteen additional options for students to CHOOSE college or university setting that best fits their needs – size, location, culture, program offerings, etc.
- Offer additional opportunities for students to continue education in New Jersey rather than leaving
- Serve diverse racial, ethnic and economic populations that match public sector and state's diverse demographics
- Provide high quality undergraduate and graduate education in wide variety of disciplines to meet workforce demands

ICUNJ's 13 Non-Profit, Independent Colleges and Universities are an Important, Strategic Asset within the State's Higher Education System

- Provide opportunities for valuable and important research that will help support the State's economic growth
- Attract out-of-state and international students to offset out-migration
- Results with limited state taxpayer funding – approximately \$140 million in FY 2024 - approximately 70 % directly to students through state financial aid programs
- Economic impact of at least \$4.5 billion – at least \$33 to \$1 return on state investment in FY 2024

Importance of Independent Colleges and Universities Highlighted in 2010 “Kean Commission” Report

- “Overall, the independent colleges and universities **expand the diversity and choice** afforded to New Jersey’s college students, and they have done so for a long time.”
- “New Jersey’s independent colleges and universities **serve an important public purpose**. They annually award almost as many baccalaureate degrees and advance degrees – master’s, professional, and doctorate – as New Jersey’s three public research institutions.”

The 13 ICUNJ Universities are Independent, 'Public Mission' Institutions: An Example

- While our schools are not public institutions, and therefore do not receive the level of support provided to their public colleagues, they do serve the public in so many important and impactful ways. Their commitment to serving all of New Jersey is not limited to the economic impact that they provide to their communities, or the unique educational options each school provides to students, families, and citizens of the state. The 13 ICUNJ institutions demonstrate their designation as '*public mission*' universities by their actions in supporting New Jersey higher education on a regular basis.
- One very recent example of this commitment to their '*public mission*' focus is the leadership role that ICUNJ and its member institutions played in the creation and development of the inaugural New Jersey Higher Education Mental Health Summit that was held at one of our campuses (Seton Hall University) on January 10th. This 'first in the nation' Summit was originally planned to involve our members only, but due to the importance of the issue and the urgent needs of all New Jersey students, our ICUNJ leaders decided that this event should be open to all higher education institutions in the state.
- As a result, nearly 500 participants from 45 of the state's public, non-profit independent, religious education, and proprietary institutions attended the event. The day was historic and impactful for the student-facing staff and state officials that attended. We are hopeful that this will become an annual event. It mattered, as our schools knew that it would.

New Jersey Higher Education Mental Health Summit

January 10, 2024

Keynote Speaker:
Darryl McDaniels
“Run DMC” fame
opened the day for
over 500 student
facing participants


Professional led
sessions on topics
impacting students,
academics and
campus life followed
over the course of
the day.



2024 Undergraduate Research Symposium

 Independent Colleges
and Universities of New Jersey

MARCH 19, 2024 9:30 AM to 1:30 PM
Bell Works Holmdel, New Jersey



Undergraduate Research Symposium

strengthening communication, critical thinking and technical skills

Student Presenters: 48

Total Projects: 40

Institutions Participating: 12

Opening Program Speakers

Priya Varma

Director HR Strategic Initiatives, PSEG Services Corp.

Tara Fosbre

Vice President, Head of Technology Experience, Guardian Life Insurance Company of America

Thierry Klein

President, Bell Labs Solutions Research, Nokia Bell Labs

Poster Judges

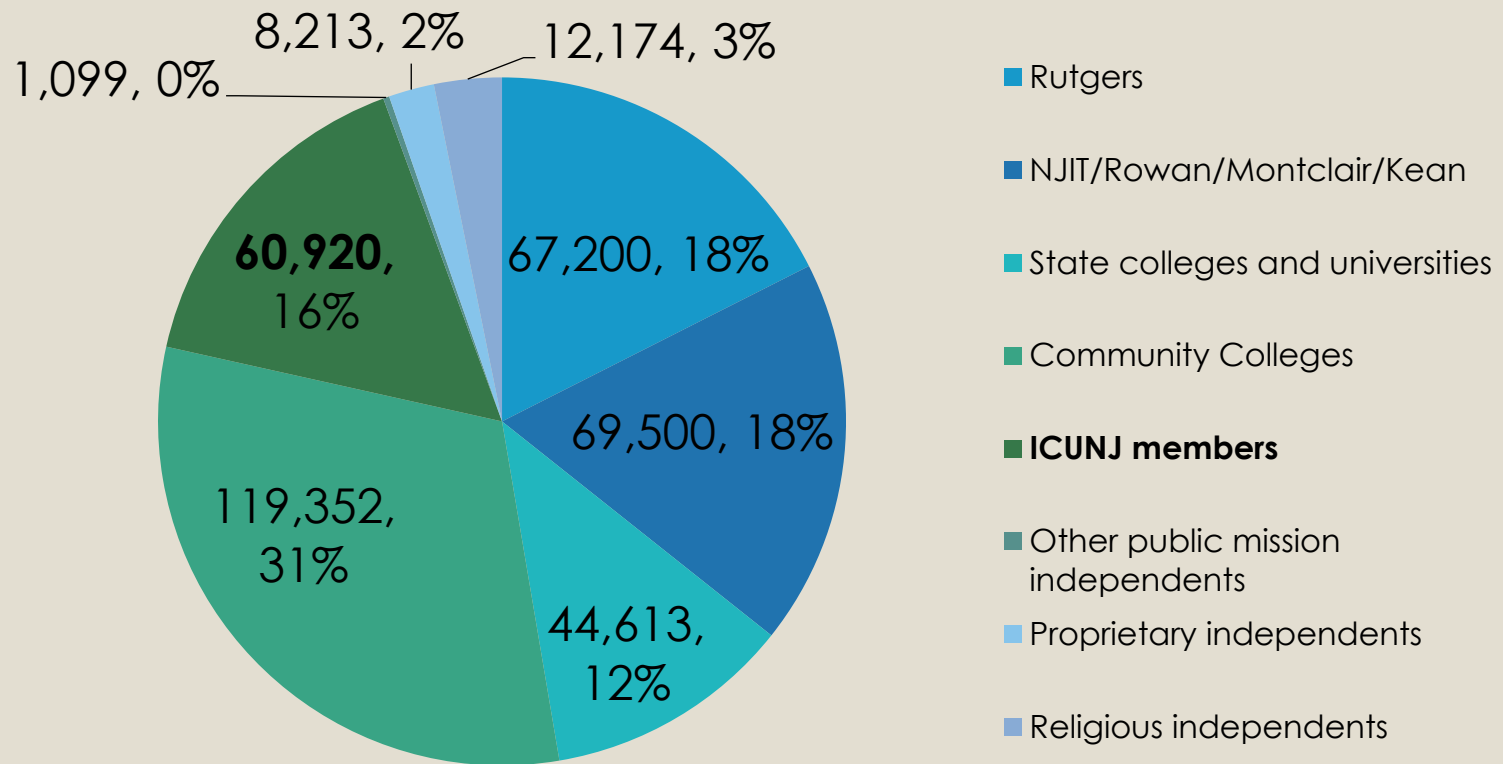
Industry: BD, CohnReznick LLP, Guardian Life Insurance Company, Hackensack Meridian Health Network, Johnson Controls, Johnson & Johnson, Mdema, Inc., Morris Arts, New Jersey Manufacturing Extension Program, Inc., Nokia Bell Labs, Novartis Biomedical Research, Pennoni, Picatinny Arsenal, Pfizer, PSEG, Raymond James & Associates, Inc.

Academic: Caldwell University, Centenary University, Felician University, Georgian Court University, Monmouth University, Rider University, Saint Peter's University, Seton Hall University, Stevens Institute of Technology, High Tech High School

2024 Undergraduate Research Symposium

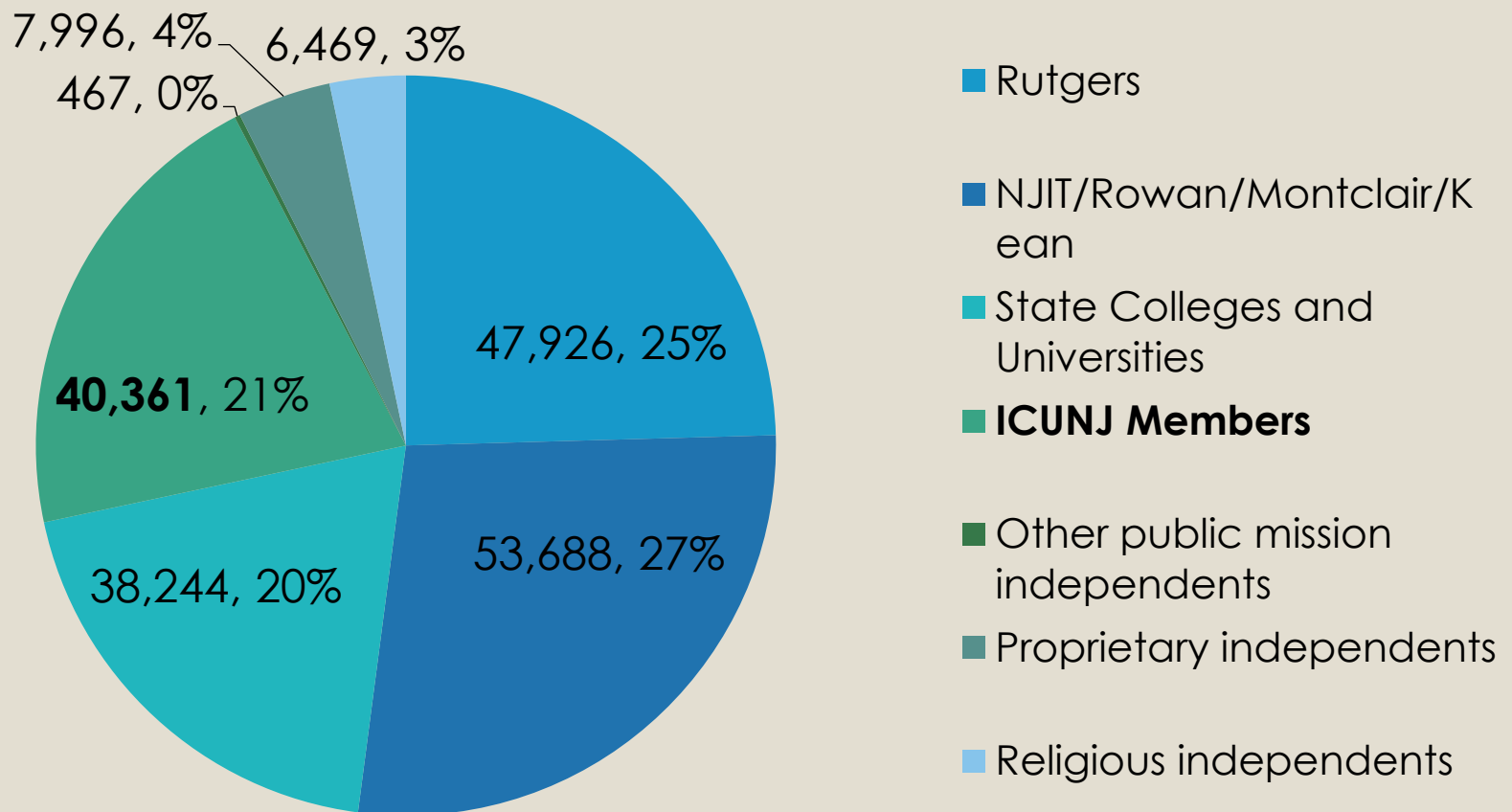


Nearly 61,000 Students Attend ICUNJ Non-Profit Public Mission Independent Colleges and Universities Fall 2023



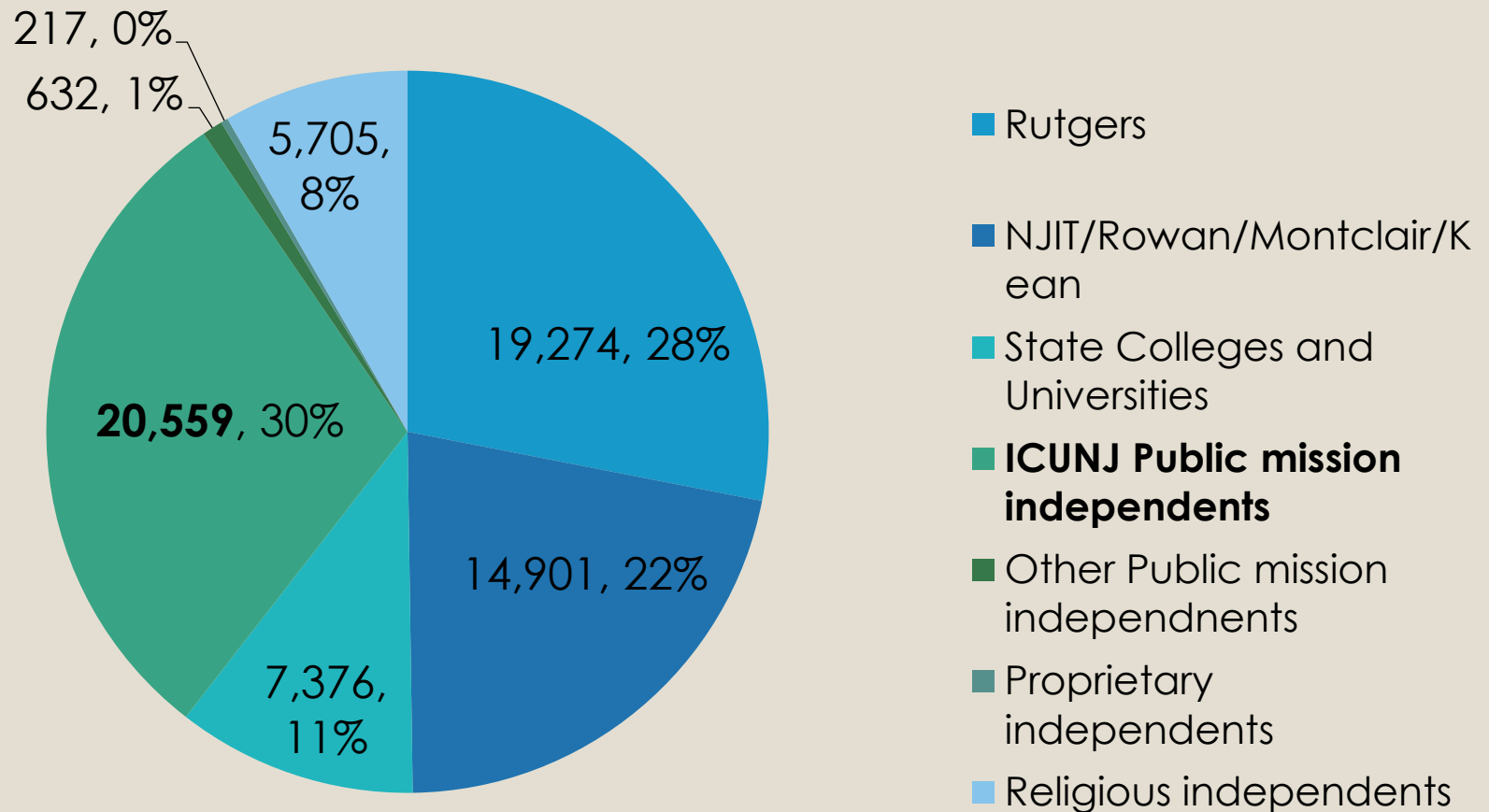
One in Five of four-year Undergraduate Students Attend ICUNJ Non-Profit Public Mission Independent Colleges and Universities

Fall 2023

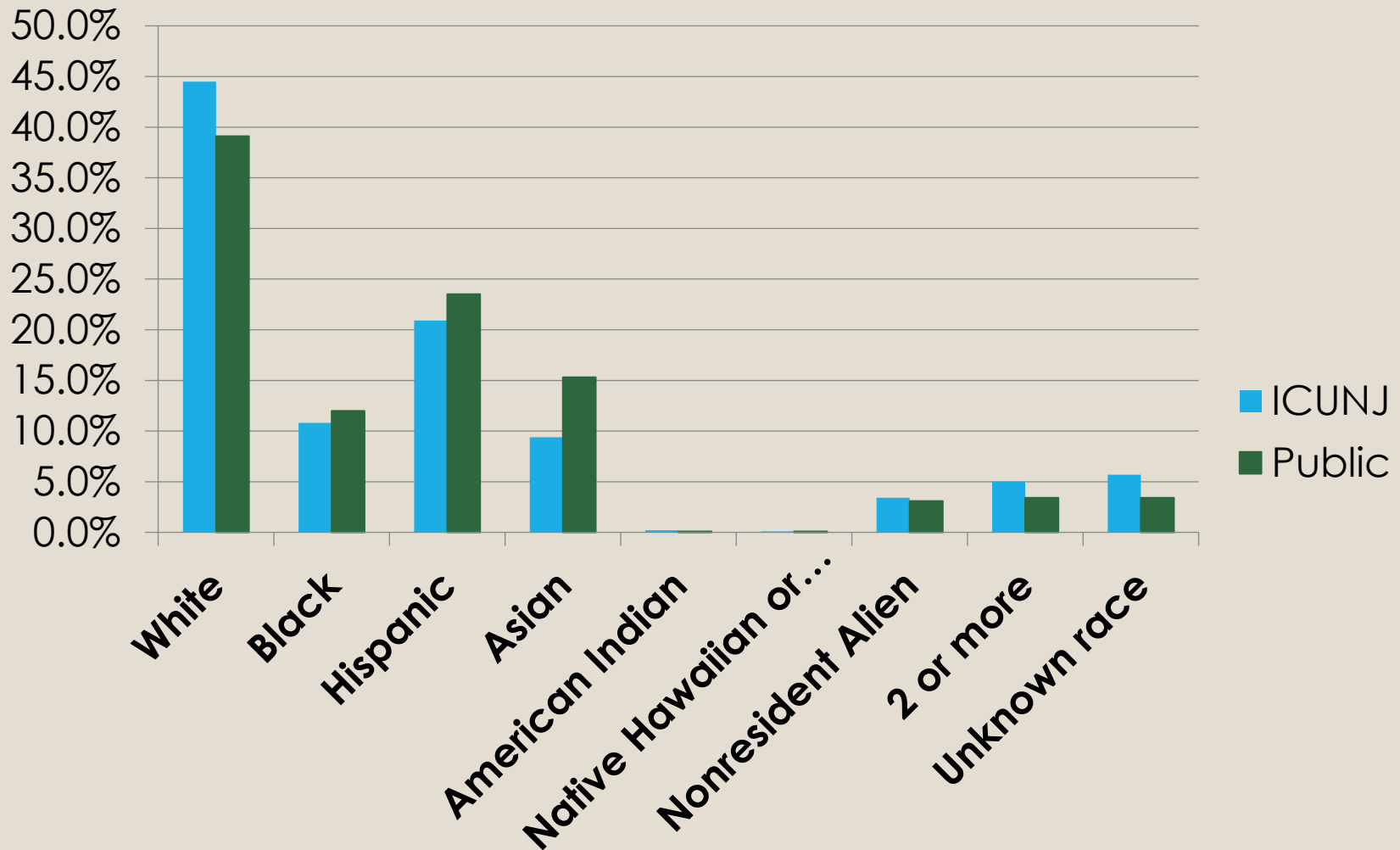


30% of Graduate and Professional Students Attend ICUNJ Independent Colleges and Universities

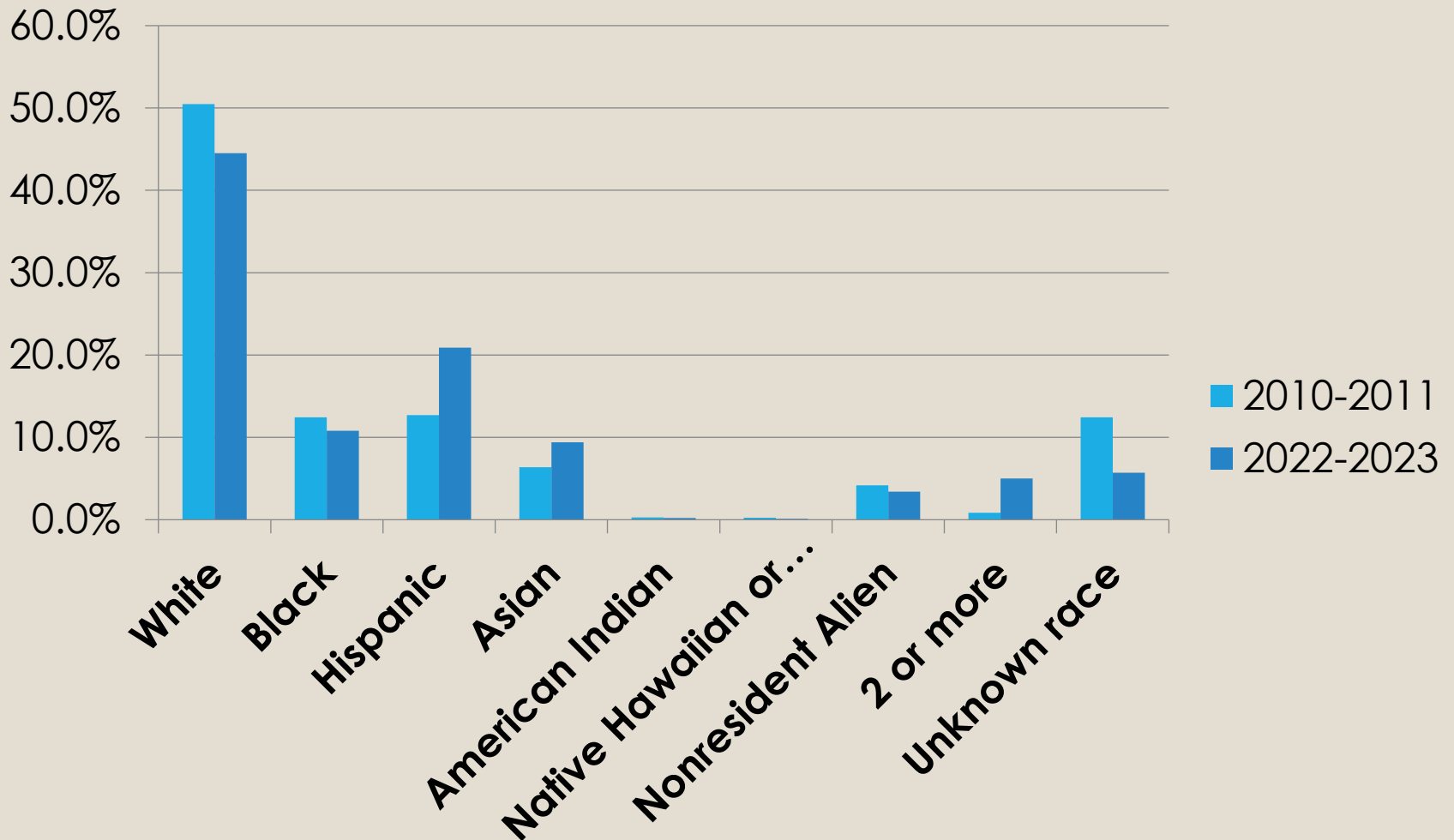
Fall 2023



Diversity in Undergraduate Enrollment at Independent Colleges is Similar to Public Colleges (2022-2023)



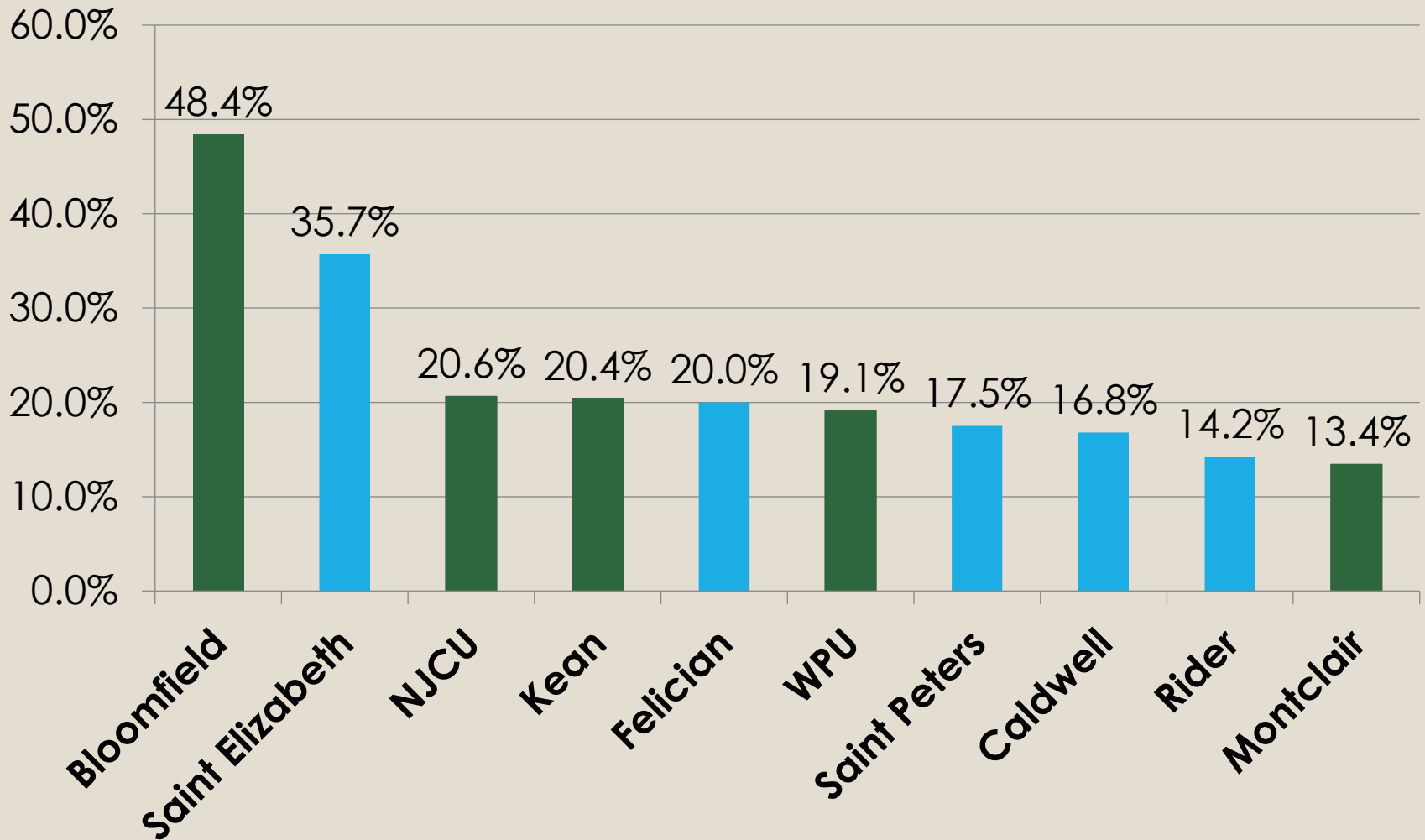
Diversity in Undergraduate Enrollment at Independent Colleges has Shifted from 2010-2011 to 2022-2023



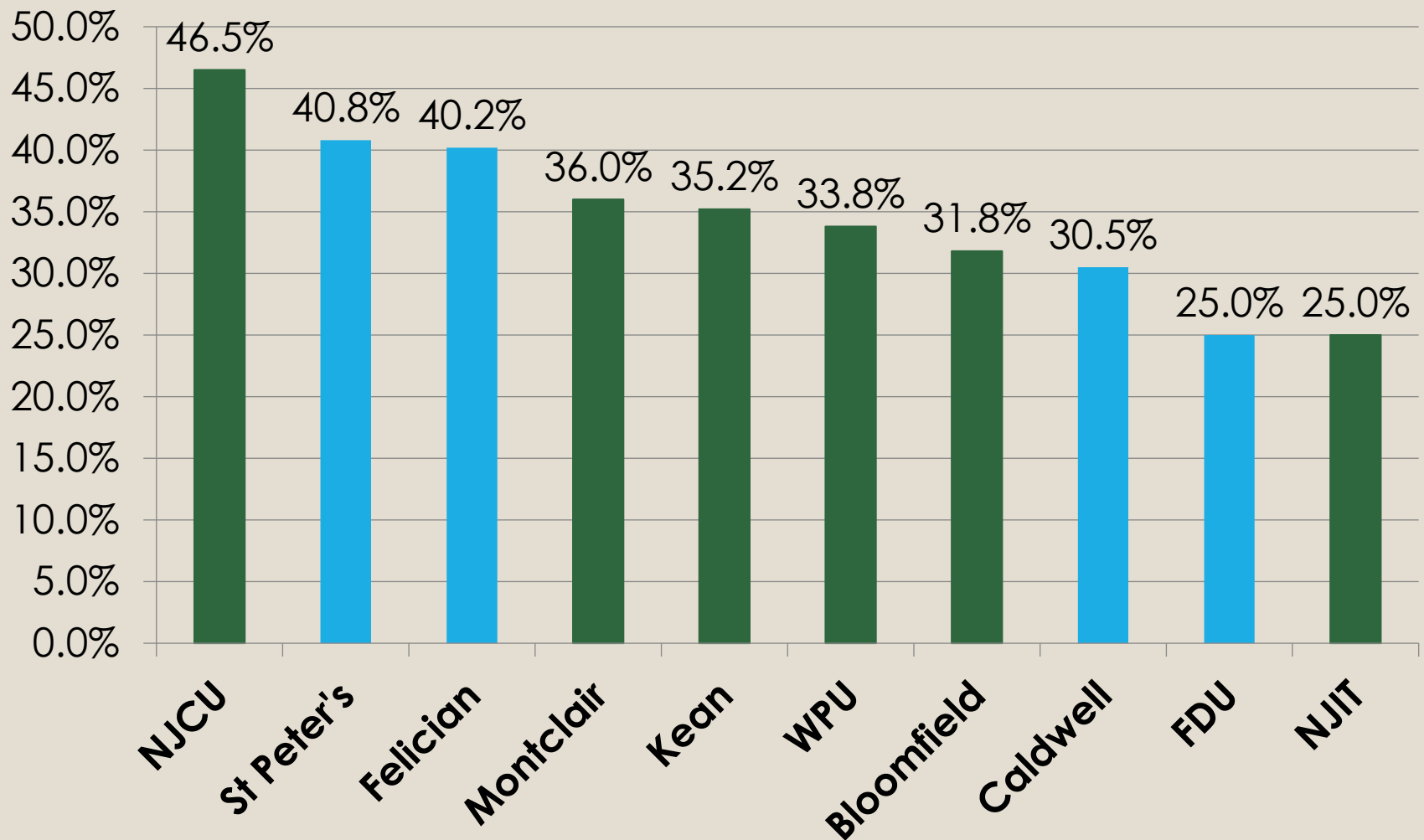
Over One-Third of ICUNJ Members are Minority-Serving Institutions

- Caldwell University (HSI)
- Fairleigh Dickinson University– Metro & Florham (HSI)
- Felician University (HSI)
- Saint Elizabeth University (HSI)
- Saint Peter's University (HSI)

Independent Colleges and Universities had Five of the Ten Highest Percentage of African-American Undergraduate Enrollment (2022-2023)

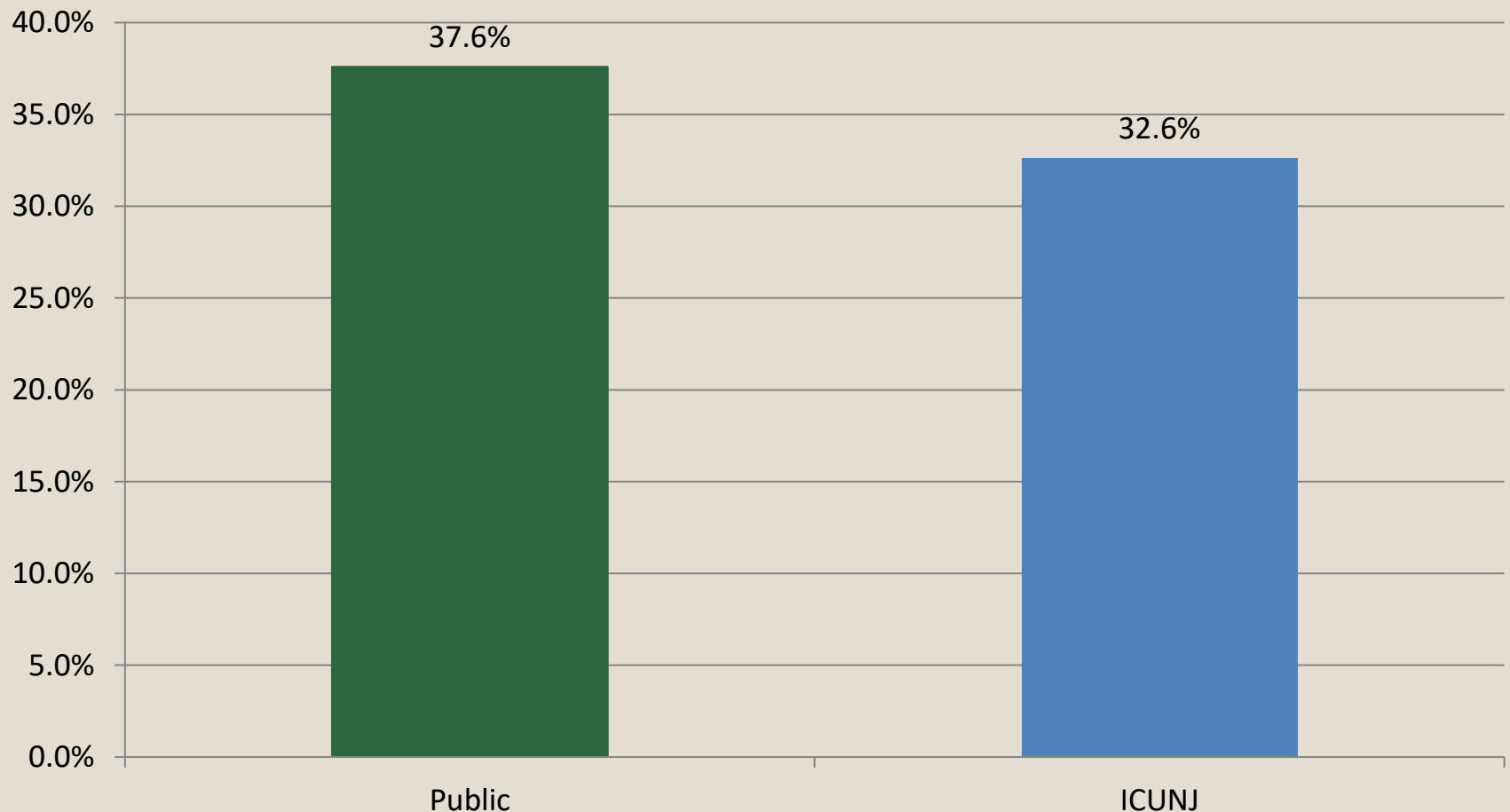


Independent Colleges and Universities had Four of the Ten Highest Percentage of Hispanic Enrollment (2022-2023)



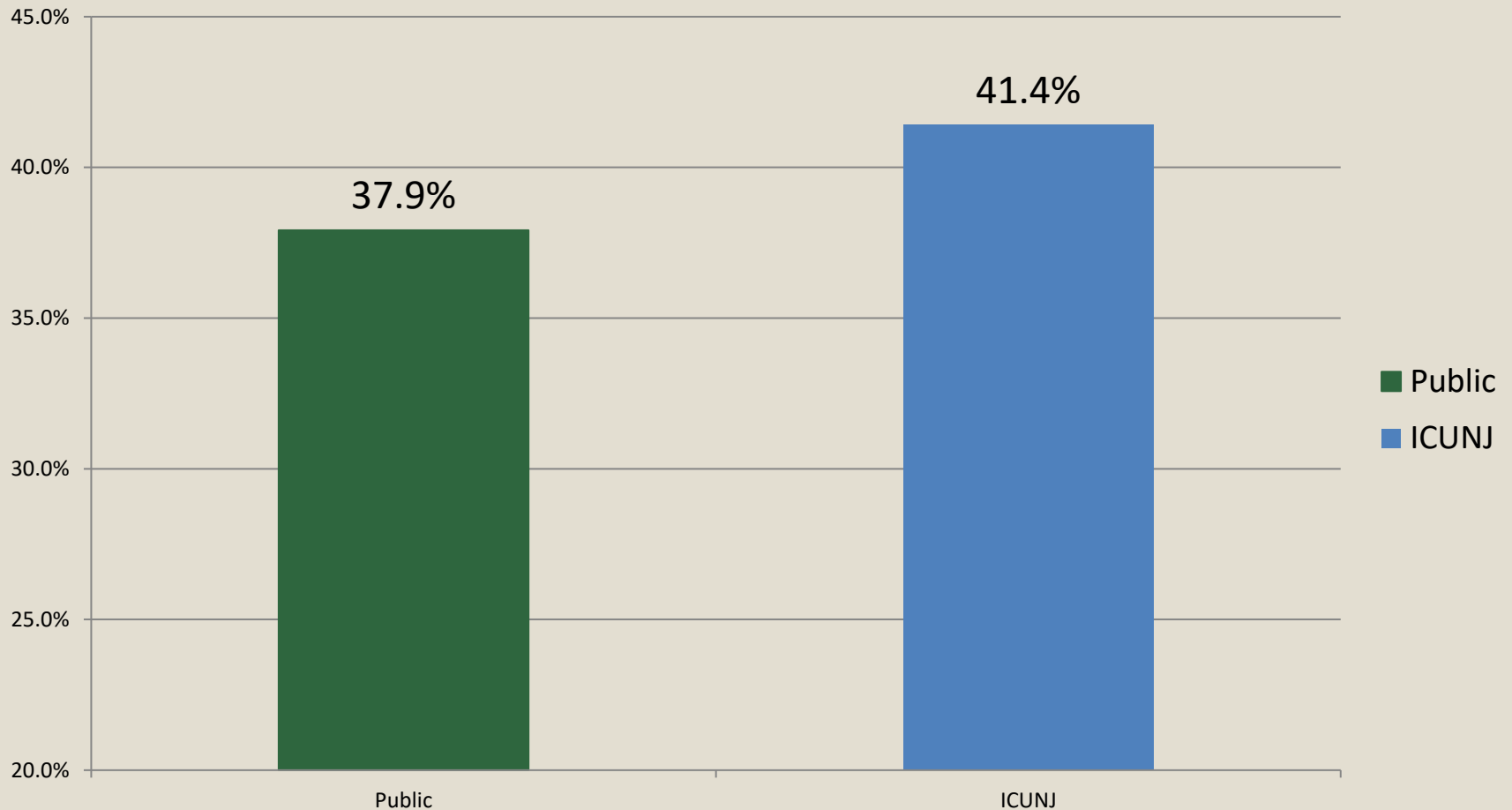
Independent Colleges and Universities Serve Similar Low-Income Populations as Senior Public Colleges and Universities

Federal PELL Grants (2022-2023)

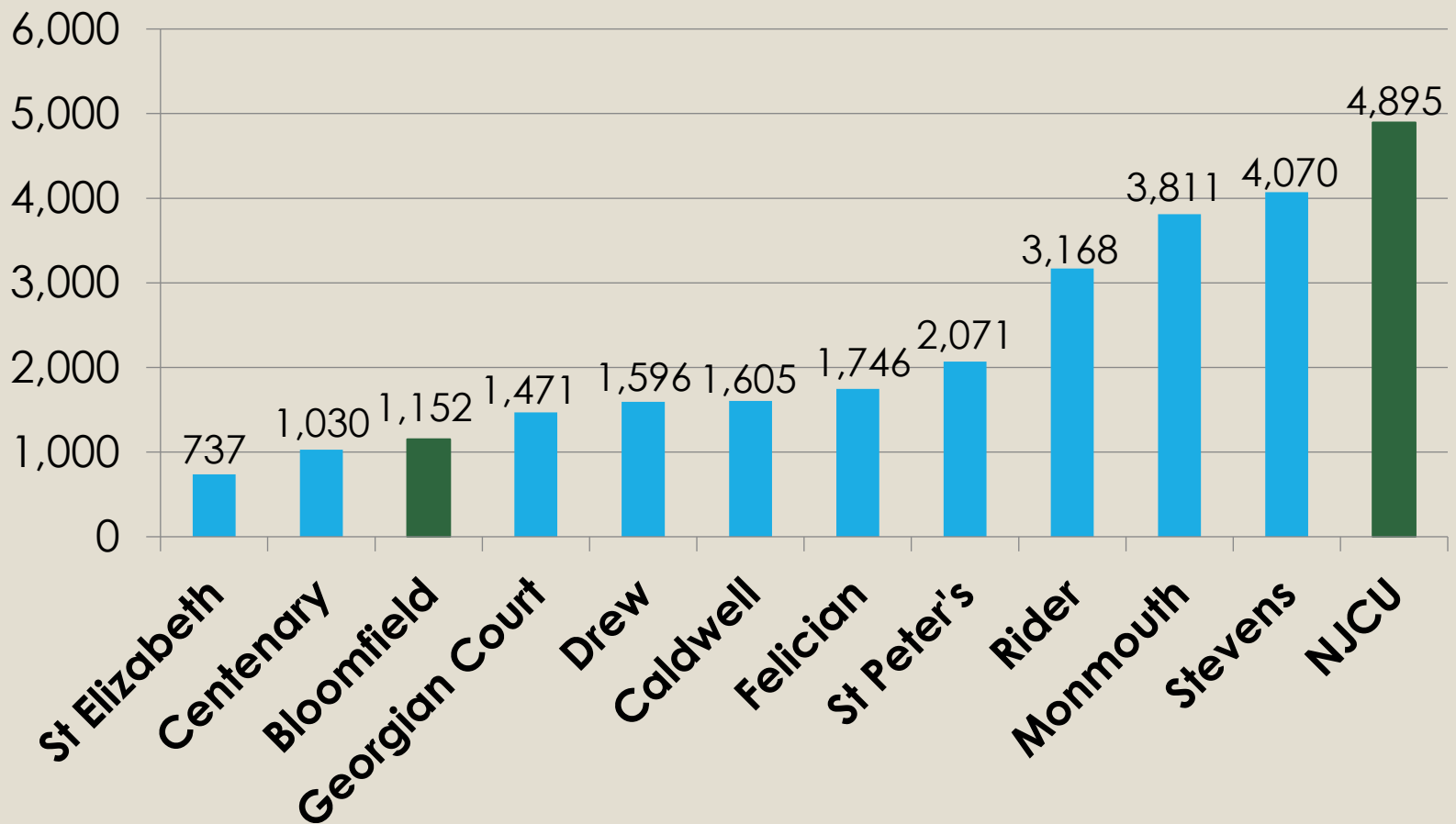


Independent Colleges and Universities Serve Similar Low-Income Populations as Senior Public Colleges and Universities (NJ Resident Full-Time Undergrads)

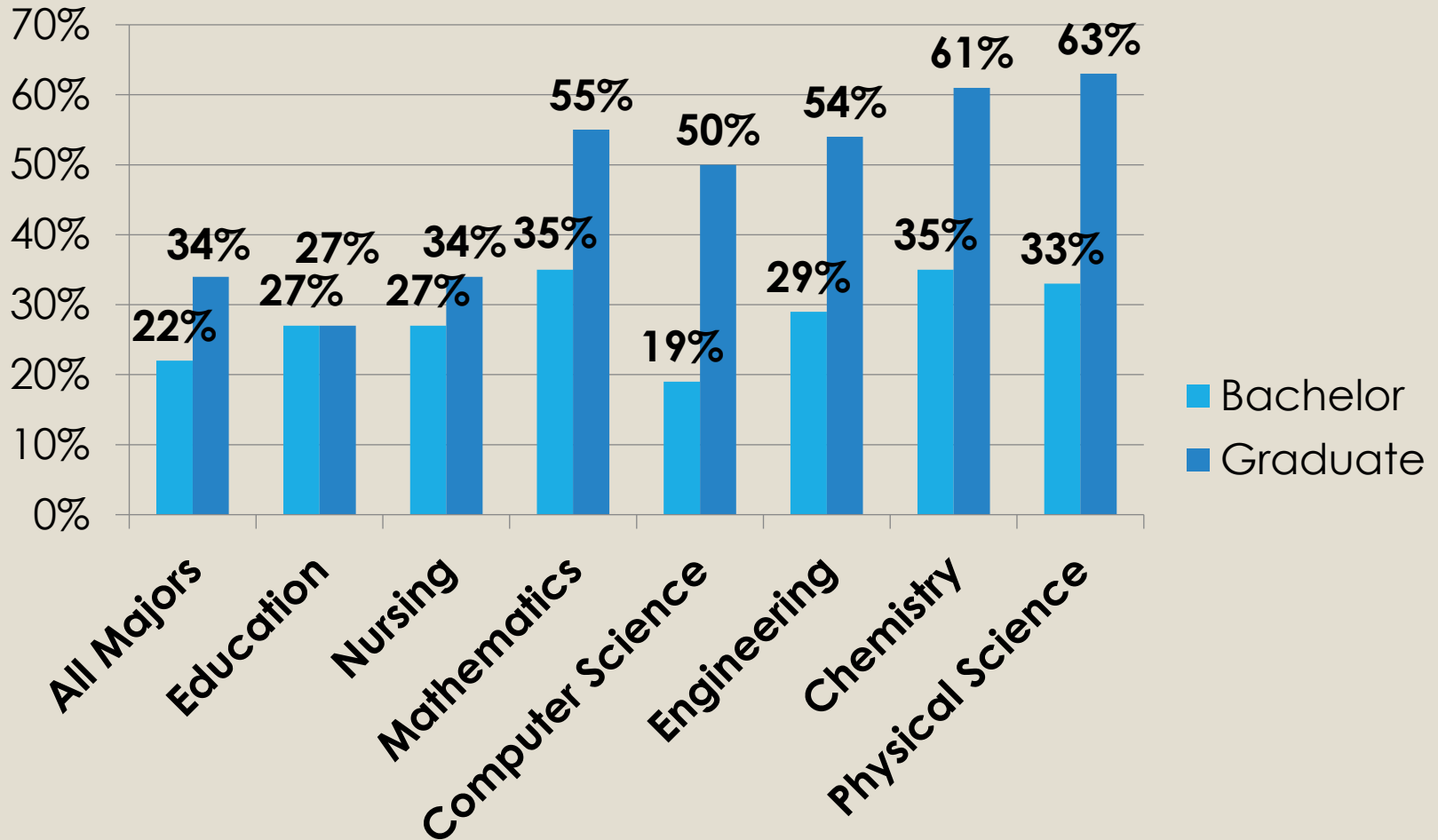
State TAG Grants (2022-2023)



Ten Independent Colleges and Universities Have Smaller Undergraduate Enrollment than the Smallest State College or University – Seven are Less Than Half the Size (Fall 2023)



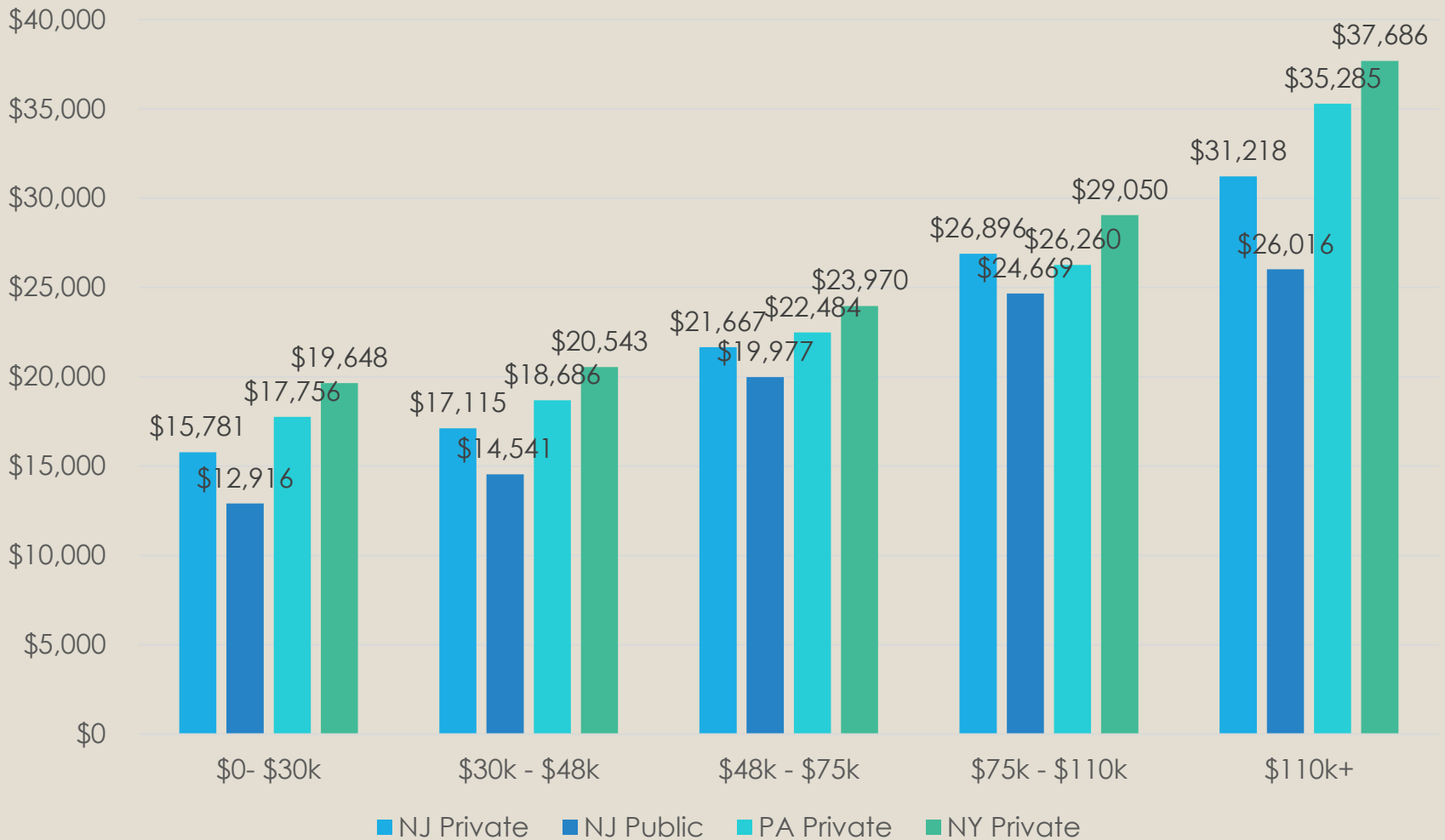
Independent College and University Graduates are Helping to Meet NJ's Workforce Demand of 21st Century (2023 graduates)



Independent Colleges and Universities Strive to Keep Costs Down for Students

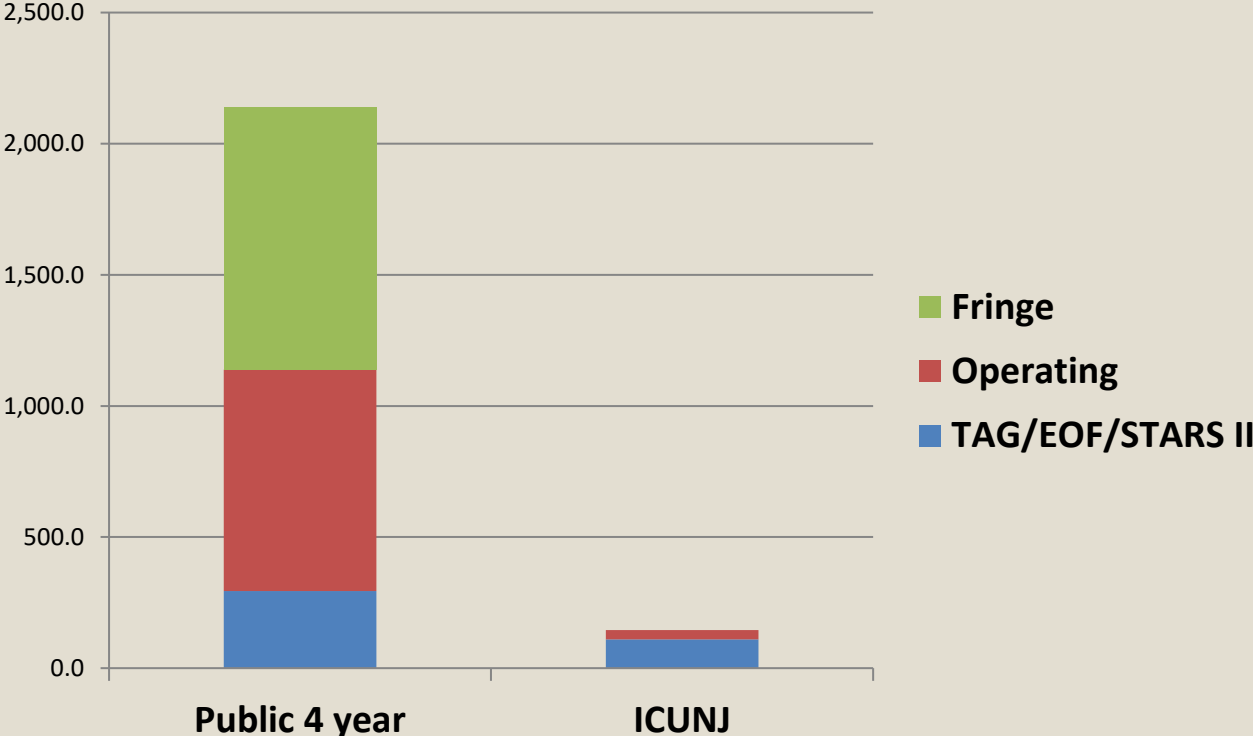
- Provide over \$1.1 billion in institutional aid
- 99% of first time full-time undergraduate students receive some institutional aid including some “promise” programs
- Over 80% of all student aid comes from institutions
- Promise Programs
- Partnerships with county colleges
 - 2+2 programs
 - Guaranteed admission programs
 - Discounted tuition for transfers from county colleges
 - Degree completion at county college

NJ Independent Colleges “Net Price” is Competitive with NJ Public Colleges and NY and PA Independent Colleges (2017-2018)



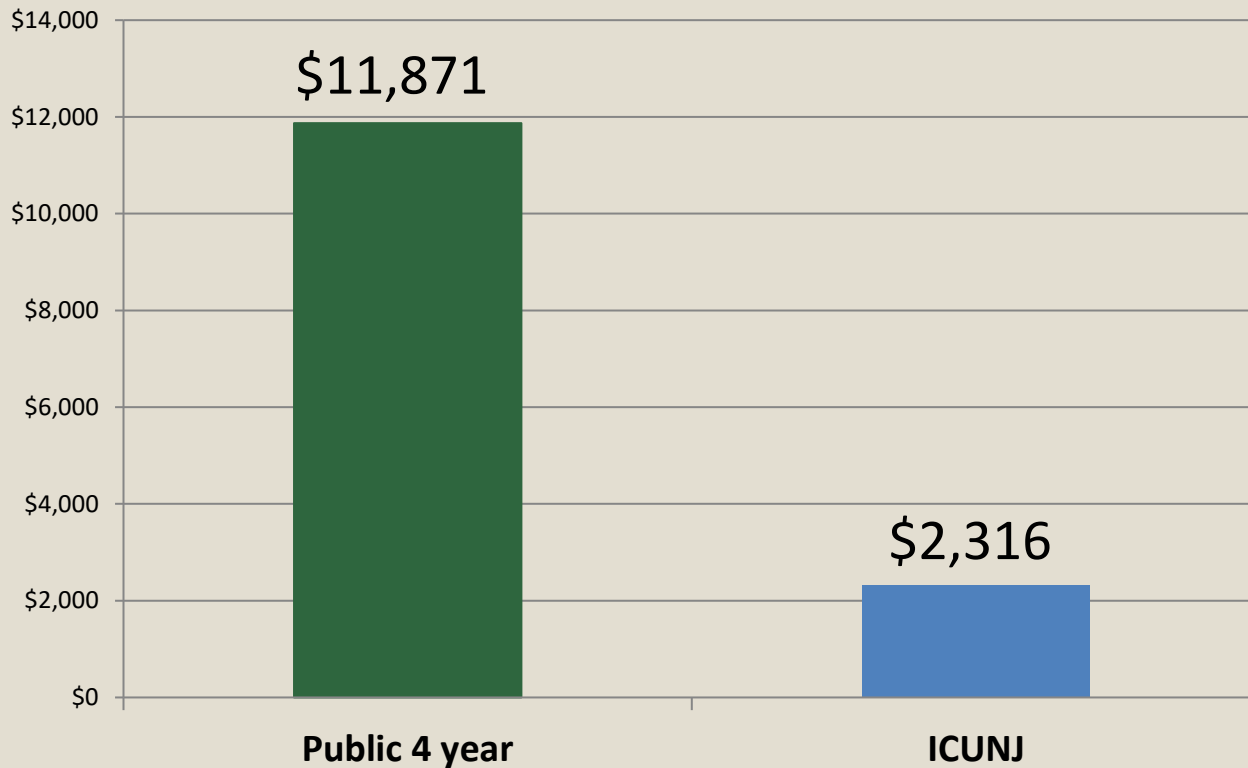
Providing Choice for Students and Providing Results for Workforce with Limited State Resources

Over \$2.1 Billion vs \$145 Million (FY 2023)



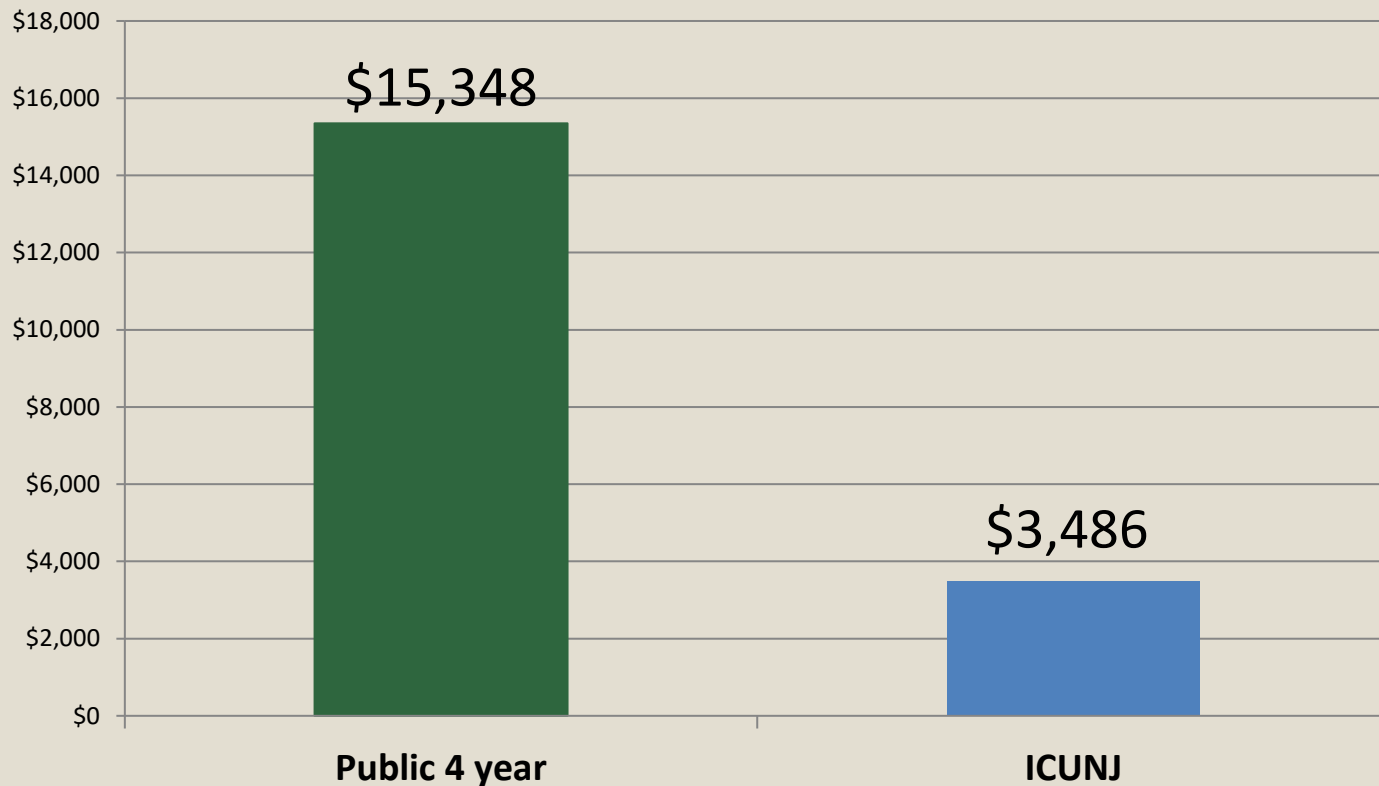
Providing Choice for Students and Providing Results for Workforce with Limited State Resources

\$11,871 Per Student vs \$2,316 Per Student (All Students)
(FY 2023 Budget/Fall 2022 Enrollment)



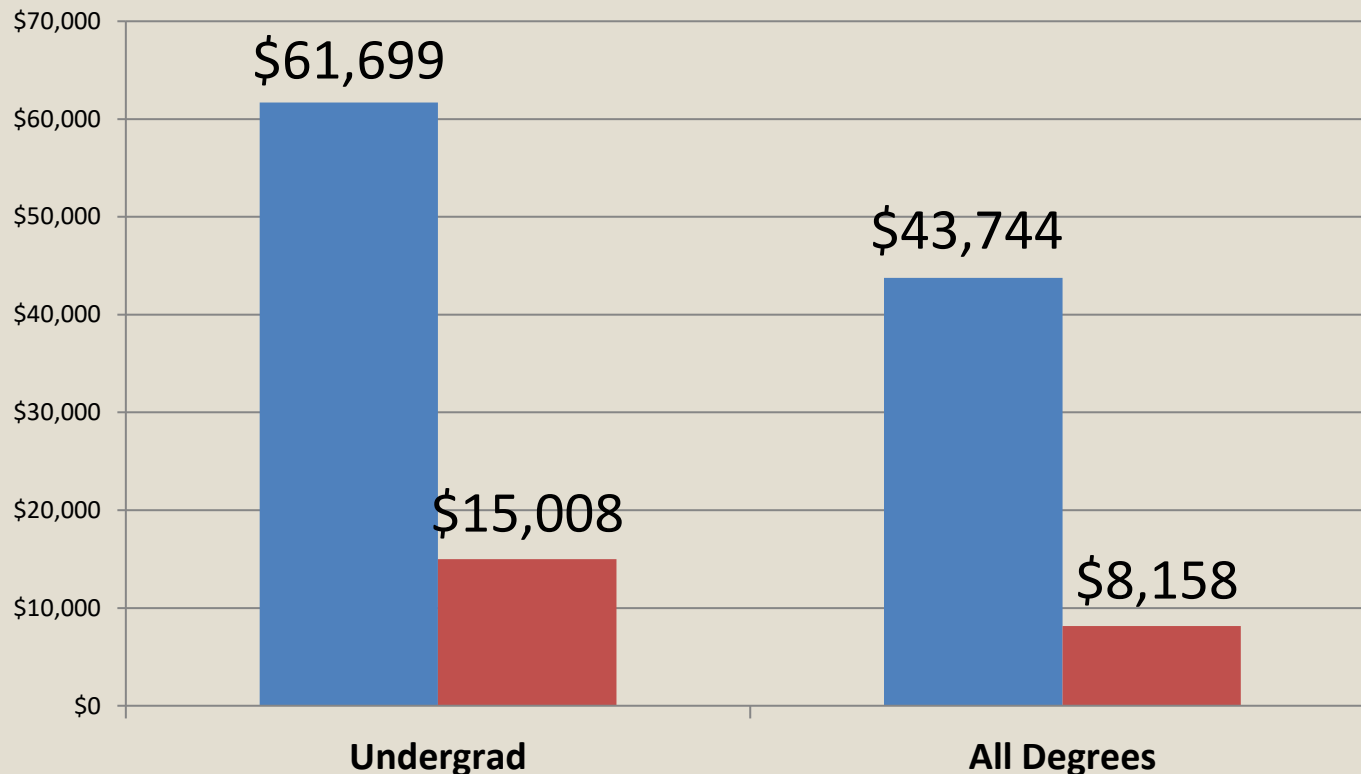
Providing Choice for Students and Providing Results for Workforce with Limited State Resources

\$15,348 Per Student vs \$3,486 Per Student (Undergraduate Only) (FY 2023 Budget/Fall 2022 Enrollment)

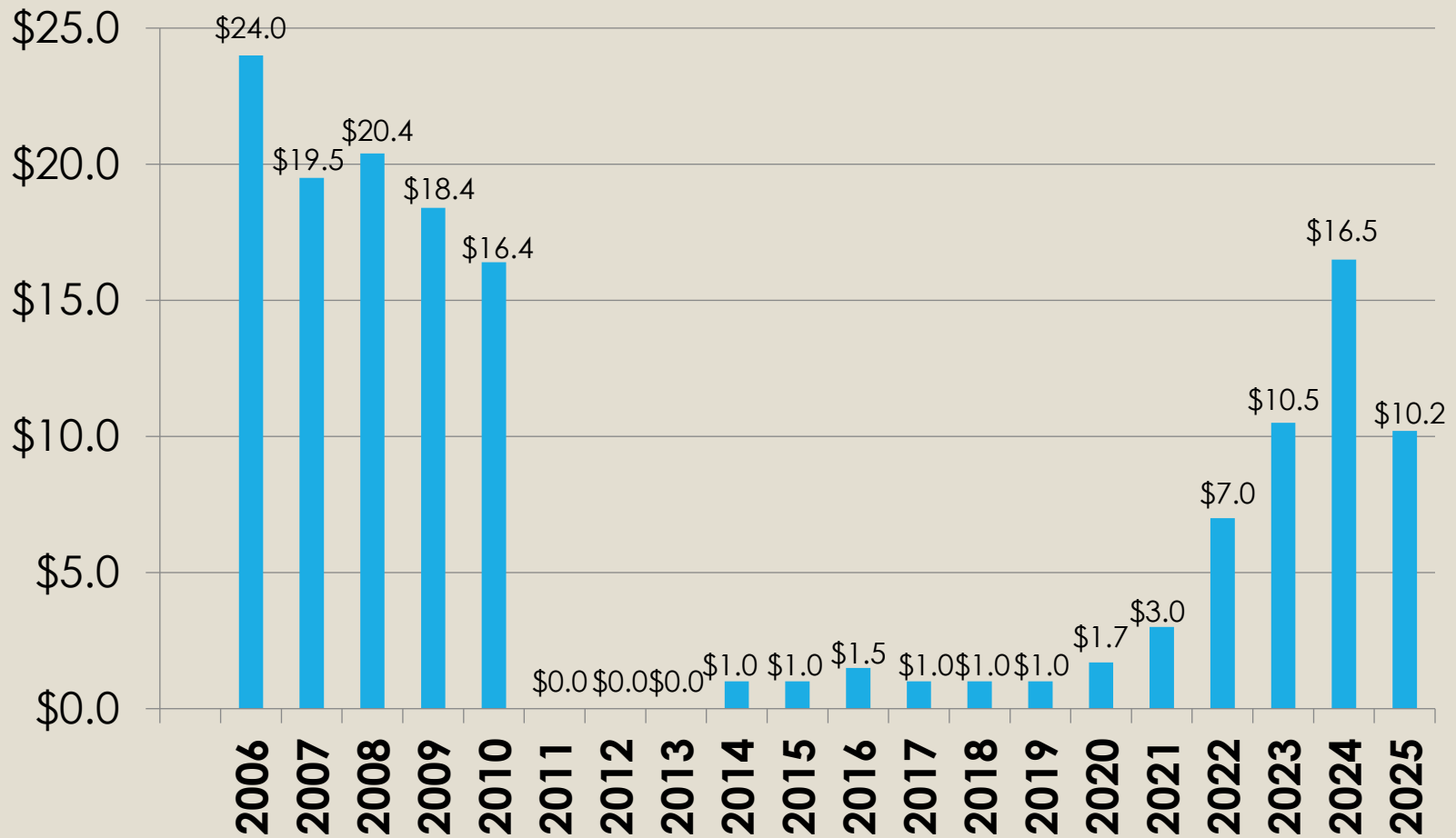


Providing Choice for Students and Providing Results for Workforce with Limited State Resources

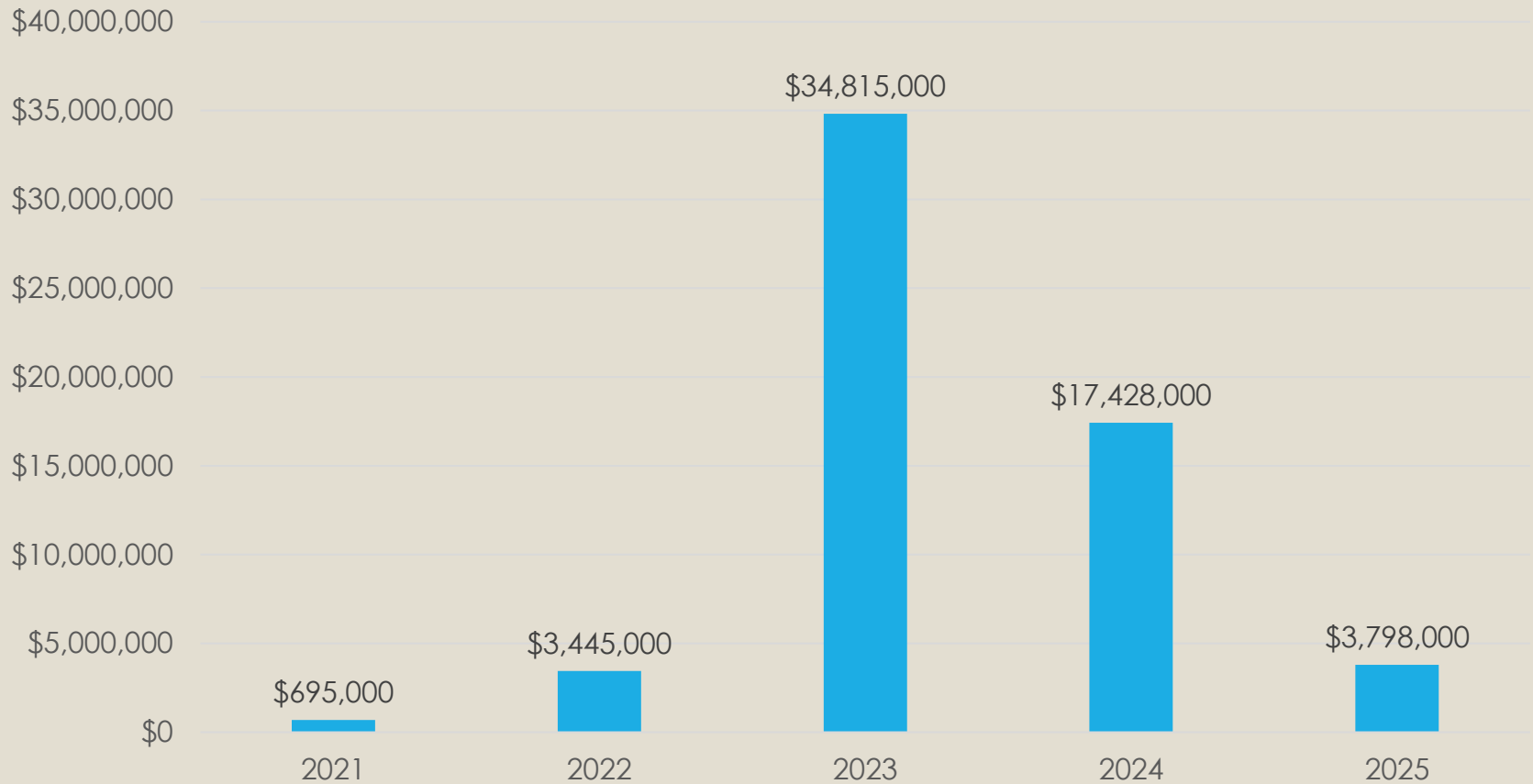
\$15,008 per Undergraduate Degree vs \$61,699 per Undergraduate Degree (FY 2023 Budget/Spring 2023 degrees)



Direct Operating Aid to ICUNJ Members FY 2006 to FY 2025

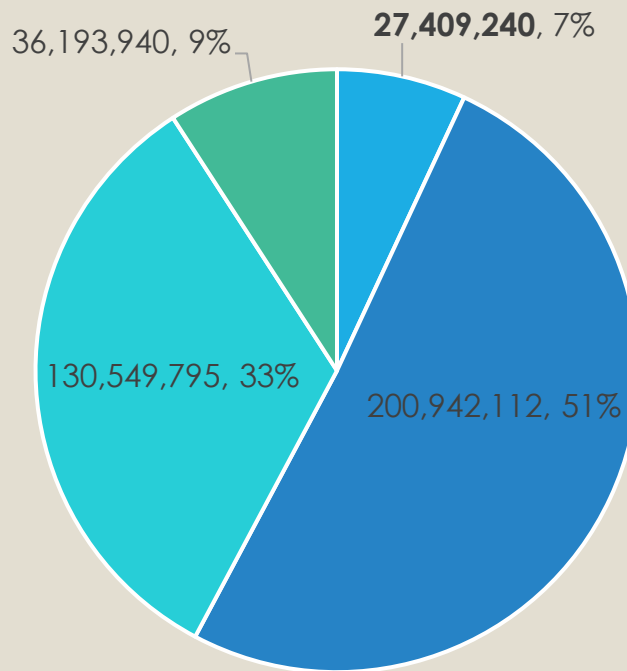


Special Appropriations Supplement Formula Operating Aid



2023 EFA Capital Grants “Shortchanged” ICUNJ Institutions

12 ICUNJ Members Submitted 24 Applications
Totaling \$141.3 Million (12.2% of amount)



■ ICUNJ ■ 4 Year Public Research ■ 4 Year State Colleges ■ Community Colleges

Independent Colleges and Universities Provide Over \$4.5 Billion Economic Impact to NJ

- At least \$33 to \$1 return on state taxpayer investment
- Vital to local economies
- Over 20,000 employees with payroll of nearly \$1.5 billion
- Additional contract employees in areas of facilities, food service, bookstores, etc.
- Additional money spent on private vendors and contractors including engineers, architects, lawyers, etc.

Independent Colleges and Universities Provide Over \$4.5 Billion Economic Impact to NJ

- Projected capital construction of nearly \$2 billion in 2023 and 2024 – over 95% Princeton
- Out-of-state and international students bring in new money to the state
- Nearly 600,000 living alumni with more than half still living in New Jersey
- Excited to work with Governor and Legislature on future economic development initiatives and growing economy

SUMMARY

- Our 13 independent, non-profit, public-mission colleges and universities are an important component of the overall higher education structure in New Jersey
- Work diligently to continue to provide the access and affordability to offer students more choices and opportunities to stay in New Jersey for college education thus limiting the out-migration
- Face numerous challenges in a market that is becoming more competitive
- Want to work cooperatively with Legislature and Governor on improving access, affordability and the quality of higher education in New Jersey

FY 2025 BUDGET ISSUES

- Restore \$6.3 million reduction in operating aid
- Inflationary increase in TAG awards
- Provide flexibility to maintain full amount of Summer 2025 TAG awards
- Correct the imbalance in EFA Capital Grant award funding to ICUNJ members and other institutions

ICUNJ FY 2025 Budget Requests

Restore \$6.3 Million Reduction in Operating Aid Line Item

- Thank you for increasing operating aid to the \$16.5 million in FY 2024.
- Unfortunately, Governor has proposed a reduction of \$6.3 million, or 40% for FY 2025.
- Reduction was substantially greater than reductions to other sectors.
- Restoration of the funding would provide funding to offset cost drivers including unprecedented inflation, increased salary demands, offset enrollment declines, statutory and regulatory mandates and provide enhanced student services such as mental health.

ICUNJ FY 2025 Budget Requests

Increase TAG Awards by at Least 3% for all Students

- Governor has not proposed any increase in the TAG awards for FY 2025 for the over 61,000 eligible TAG students
- Second year for no increase for more than half the students and one year for no increase for the lowest income students after a 5% increase last year
- Request \$13.5 million increase to provide a 3% increase for all TAG awards - 80% of funding will go to students that attend other sector institutions, not ICUNJ students
- Support historical allocation of funding to all students
- Over 9,500 TAG recipients who chose to attend an independent college or university received over \$92 million in the 2022-2023 academic year, an average award of nearly \$10,000

ICUNJ FY 2025 Budget Requests

Maintain Summer TAG Award Levels for Summer 2025

- Thank you for enactment of a permanent law to provide for Summer TAG
- Nearly 11,000 students throughout the state received over \$24 million in TAG grants for Summer 2023 course and similar if not larger number will receive grants in Summer 2024
- Nearly 1,000 students at ICUNJ member institutions received nearly \$3 million in TAG awards for Summer 2023
- Governor has proposed reducing awards by 50% for Summer 2025
- We are requesting the budget language be modified to allow HESAA the flexibility to maintain the award levels if funding becomes available prior to Summer

ICUNJ FY 2025 Budget Requests

Correct Imbalance in 2023 EFA Capital Grant Awards

- Request budget language directing EFA and Treasury to issue at least \$200 million in existing bonding capacity to allow OSHE to approve additional projects from the previous applications
- Lack of reliable capital funding to maintain and expand campus facilities has an impact on student and faculty recruitment
- Students may be more attracted to the campus that has updated and modern facilities – the new shining object such as the new student center with rock wall
- Institutions primarily must rely on fundraising and student fees and tuition revenue to support capital projects
- Reality is many of the institutions have had to defer projects

Other Legislative Issues

- Unfunded mandates – Create task force to review
- Possible need for legislative changes to Performance Quality Standard for Career-Oriented Programs of Study
- Request outreach BEFORE major initiatives introduced

DISCUSSION ISSUES

- Operating Aid Decrease and Inflation/Economic issues – increasing costs, wage increases (two thirds of cost employee related), employee competition including trickle down impact of state contracts
- Need for TAG increase for ALL students
- FAFSA Debacle exacerbates enrollment challenges - sector down by 6.5% since 2016; down by 14% if Stevens and Princeton excluded; many still not at pre-COVID levels, enrollment cliff begins in 2026
- Questions on value of higher education/public employers lifting degree requirement /efforts by trades to show short term benefit of apprenticeships
 - Return on Investment/Outcomes – Graduation/Job Placement
 - Impact of COVID on student preparedness
 - Institution impact on their communities